


Free Wardrobe Dividers by Blogger Mummy

Instructions:


- 1. Print the dividers on plain white paper.*
- 2. Carefully cut out the dividers along the green lines (the holes as well) and stick them on some hard paper or white card paper.*
- 3. Once fully dried, cut along the purple dotted line and use that opening to hang your divider!*

Newborn




Newborn

0-3 months




0-3 months

3-6 months




3-6 months

6-9 months



6-9 months

9-12 months



12-18 months

